



Service Bulletin

File in Section: -

Bulletin No.: PI0564D

Date: September, 2013

PRELIMINARY INFORMATION

Subject: Wax Coating on Frame Peeling, Metal Shows Corrosion/Rusting

Models: 2011-2014 Cadillac Escalade Models
2011-2014 Chevrolet Avalanche, Express, Silverado (All Series), Suburban, Tahoe
2011-2014 GMC Savana, Sierra (All Series), Yukon, Yukon XL

This PI is being revised to add the 2014 model year, update the Recommendation/Instructions, Parts information and update the Labor Operation to the Global Labor Code (GLC). Please discard PI0564C.

Condition/Concern

Some customers may comment that areas of the frame wax coating are peeling off and rust/corrosion is visible on the metal in these areas. Several examples of this condition are shown in each group of graphics below.

Truck Example Photos





2708906



2708908

Van Example Photos



3396076



3396078



3396079



3396080

Recommendation/Instructions

A combination of specialized metal coating products manufactured by Lloyds and Daubert have been found to be the most suitable products to provide corrosion control and protection to address this type of repair. Our recommendation is to prep the metal surface using *Lloyd's Pure Prep™ Metal Surface Preparation P/N 25418, then topcoat with both *Lloyds Kryptonite Metal Treatment P/N 36502 Life Long Rust Protection and *Daubert Non-Rust® P/N X-121B One Coat Rust Preventative Coating. It is strongly recommended they be applied according to the manufacturer's procedures.

*We believe this source and their products to be reliable. There may be additional manufacturers of such products/materials. General Motors does not endorse, indicate any preference for, or assume any responsibility for the products or material from this firm or for any such items that may be available from other sources.

Important: To ensure proper coating performance, all of the manufacturer's "Applications Guidelines" MUST be followed.

Prep the frame and apply the Lloyds and Daubert coatings following the steps below:

1. Raise and suitably support the vehicle. Refer to Lifting and Jacking the Vehicle in SI.



2708909

2. If labels are in the area to be reworked, remove any of the visible white labels on the frame (usually one per side).
3. Remove any components as required to gain access to the corroded component or area.


Important: Any corrosion damage noted to the extent of weakening the component will require component replacement.

4. Determine a start and finish point on each side for the section/area of the frame to be repaired.



3611133


5. Using a rag and wax/grease removing solvent, remove the wax coating and any grease, oil, or undercoating from the truck frame in the affected repair area. The graphic above shows an example of a small portion of the wax coating removed.



2708911

Important: Lloyds Kryptonite is designed to apply directly onto brown rust or clean surfaces; however any loose flakes/scale of rust need to be removed prior to application.

6. Any loose rust or loose flakes should be scraped, wire brushed or ground off.
7. Remove any residual wax, oil or rust by wiping the frame down with a towel or Scotch-Brite™ (3M) pad soaked with wax/grease remover.



3611135


8. Using Lloyd's Pure Prep™ Metal Surface Preparation P/N 25418 (10 fluid ounce bottle), or equivalent, saturate a towel or Scotch-Brite™ (3M) pad with the pre-diluted solution and scrub the area well, rendering a foaming of the Pure Prep.™ This will greatly improve adhesion and corrosion resistance in the repair areas.



2708913

Important: The frame must be dry and free of wax/oily substances prior to application of the new coating.

9. Using a water dampened clean towel, remove any residue and dry the affected area. Dry the repair area completely using an air hose to blow dry the frame.
10. Check the repair area for phosphate treatment by wiping it to see if any corrosion residue can be picked up. Correctly treated areas will not have any residue on the surface.



3611138


11. Apply a light flash-coat of Lloyds Kryptonite Metal Treatment P/N 36502 Life Long Rust Protection (14 ounce aerosol), or equivalent, to all rusted and bare areas of the frame where the wax coating was removed. This first coat should flash in approximately 3-5 minutes.



3611139

12. Apply a second coat of Lloyds Kryptonite. This can be a heavy coat; double and triple passes with this product, over a light first coat, are not a problem.

Note: Dried Lloyds Kryptonite will perform beautifully over time and actually get harder and more durable as it experiences heat.



3611142

13. We suggest top coating the Lloyds Kryptonite with Daubert Nox-Rust® P/N X-121B “One Coat Rust Preventative Coating” (aerosol), or equivalent.

Note: As shown in the graphic below, besides adding a corrosion resistant layer, it dries to firm, wax-like film which will more closely resemble the appearance of the unrepaired areas of the frame.



3611143

14. Lower the vehicle and allow the final coat to dry as recommended by the manufacturer.

Parts Information

Dealers should obtain 25418 and 36502 by contacting Lloyds by e-mail at sales@lloydslaboratories.com, or by calling 1-800-361-6766.

U.S. Dealers can obtain the X-121B topcoat by contacting the Daubert website at www.daubertchemical.com or inside the U.S. only, by calling 1-800-914-0034.

Canadian dealers must contact the Daubert distributor in Canada, Corrosion Control Coatings Ltd, by faxing the form below to 519-881-2309.

Important: ONLY Canadian Dealers should use this form.

Warranty Information

For vehicles repaired under warranty, use Labor Operation below and include material cost.

Labor Operation	Description	Labor Time
1480098*	Remove Frame Wax, Apply Metal Coating	Use Actual Clock Time
*This is a unique labor operation for bulletin use only. It will not be published in the Labor Time Guide.		



GENERAL MOTORS DEALERSHIP ORDER FORM

Fax Orders to: **519-881-2309**

Address	Bill To:	Ship To:	Dealer #: _____
	_____	_____	_____
	_____	_____	_____
	_____	Contact Name: _____	
Phone:	Fax:	Phone:	Fax:
Nox -Rust X121B Aerosol Rust Preventive Coating Case (12 cans per case) # _____ of cases # _____ of cans		Cost per Case <u>\$ 120.35 + shipping & applicable tax</u> Cost per Can <u>\$ 16.25 + shipping & applicable tax</u>	
Order Desk Information: Corrosion Control Coatings Ltd. 106 Colborne Street Walkerton, Ontario N0G 2V0 Phone: 519-881-1594 or 800-934-7771 Fax: 519-881-2309 E-Mail: lpegelo@cc-coatings.com		Head Office: (Please send payment to this location only – NOT order) PO Box 430 Station A Scarborough, Ontario M1K 5C3 Phone: 905-889-5390 Fax: 905-889-8401	
Special Notes:			
Confirmation: (CC Use only)	Ship Date: _____		
	Rec'd By: _____		